







GAUTENG
LEGISLATURE

Your View — Our Vision



**AN ANALYSIS OF THE 2023/24 FINANCIAL YEAR (FY) SECOND
QUARTER REPORT OF THE GAUTENG DEPARTMENT OF
SOCIAL DEVELOPMENT**

**PREPARED BY:
NONHLANHLA JIKOLO**

Follow us on    

www.gpl.gov.za

Following up on our commitment
to the People of Gauteng

LIST OF ACCRONYMS

| | |
|---------------|---|
| APP: | Annual Performance Plan |
| CoE: | Compensation of Employees |
| CYCC: | Child and Youth Care Centres |
| CYCW: | Child and Youth Care Worker |
| ECD: | Early Childhood Development |
| EPWP: | Expanded Public Works Programme |
| FY: | Financial Year |
| HCBC: | Home Community Based Care |
| HIV: | Human Immunodeficiency Virus |
| MTEF: | Medium Term Expenditure Framework |
| NISIS: | National Integrated Social Information System |
| NPOs: | Non-Profit Organizations |
| PEBA: | Programme Evaluation and Budget Analysis |
| PoAB: | Principles of Appropriation Bill |

Contents

| | |
|--|----|
| 1. INTRODUCTION | 6 |
| 2. STRATEGIC OVERSIGHT | 6 |
| 3. OVERSIGHT ON TECHNICAL PERFORMANCE: MICRO ANALYSIS | 7 |
| 3.1. Programme 1: Administration | 7 |
| 3.2. Programme 2: Social Welfare Services | 9 |
| 3.3. Programme 3: Children and Families | 11 |
| 3.4. Programme 4: Restorative Services | 12 |
| 3.5. Programme 5: Development and Research | 16 |
| 4. OVERSIGHT ON BUDGET EXPENDITURE – MACRO ANALYSIS | 18 |
| 5. Conclusion | 20 |
| 6. Proposed Questions | 20 |
| 7. References | 20 |

EXECUTIVE SUMMARY

The Department has aligned its programmes to respond to the Growing Gauteng Together (GGT) 2030 provincial priorities. Namely, **Priority 1: Economy, jobs and infrastructure** and **Priority 4: Safety, social cohesion, and food security**. However, this alignment may mean nothing if the Department continues to underspend, and not meet its targets, most importantly ensuring that service delivery benefits those deserving and there is impact thereof.

In view of the Department's information provided through the 2023/24 FY Estimated of Provincial Revenue and Expenditure (EPRE) that there are programmes aimed at poverty alleviation and job creation, which are seen through the Expanded Public Works Programme (EPWP), infrastructure projects, Welfare to Work, and school uniform projects, amongst others. Part of the requirements of GGT 2030 is to ensure that vulnerable communities are not depending fully on government but are empowered to be self-sufficient.

The delays experienced in the provision of Dignity packs and the implementation of school uniform and food relief programmes, which are meant for vulnerable children and families, is one of the areas that the Department should resolve and ensure that this allocated budget is spent for the planned outputs. Also, noting that their focus is poverty alleviation.

One of the areas that the National Development Plan's (NDP) emphasizes is the Public Private Partnership (PPP). In view of the Department's plans for the year under review there are no indications of the Department involving Private companies. Programme 5 allocation should with its limited resources, demonstrate change of individuals from welfare to work, provide evidence of skills development, and the extent to which the youth development programmes create job opportunities. The food parcels' programme is regarded as a food relief programme, which caters for a short space of time. Therefore, failure to utilise programmes such as youth, women, skills development, and Tshepo One Million, amongst others, there will be more cases of state dependency.

Nonetheless, their continued efforts in ensuring that even under the difficult circumstances, programmes such as food relief, psychosocial services, awareness programmes, for instance Ke-Moja programme were rendered, it is commended. However, services for older persons, services for persons with disabilities, etc., seemed to have continued to experience strain.

The Department's provision of services is done in partnership with funded Non-Profit Organisations (NPOs), thus the number of NPOs funded per Programme and or sub-programmes is critical in determining the strength that the Department has in responding to their mandate. The analysis has since identified difficulty in linking the achieved outputs which are provided through the NPOs and the financial expenditure since that information has since been excluded from the APP and the quarterly reports. In most cases, the analysis will note achievements without detailed analysis due to the above-mentioned reasons. This lack of information in the APP is a disadvantage to a robust oversight and scrutiny.

In some instances, the Department has reported negative deviation from target citing lesser number of funded NPOs. This also raises concerns since these remained unattended even by the Department, that is no signs of contingency plans by the Department to ensure that services are rendered. The Committee has reiterated the need for the Department to provide a detailed information that will outline the referral of beneficiaries to alternative funded NPOs, which has since not been comprehensively clear.

An Analysis of the 2023/24 Financial Year (FY) Gauteng Department of Social Development: Second Quarterly Report: Draft 1

1. INTRODUCTION

As per the Legislature's Sector Oversight Model (SOM) the Researcher evaluated the Department's second quarterly performance report for the year under review utilising the SOM analytical tools such as **Programme continuity**, **Information level test** and **Budget variance study**. This report seeks to provide an analysis of the Department's financial and service delivery performances for the quarter under review. Additionally, the review will seek to give an indication on the potential of the Department in achieving the goals set out for the year under review.

The analysis is divided into the following sections: Oversight on strategic priorities, Oversight on technical performance (Micro), Oversight on budget expenditure (Macro), Conclusion and proposed questions.

2. STRATEGIC OVERSIGHT

To ensure that there is verification of **programme continuity**, amongst others, the following documents were consulted:

- i. Estimates of Provincial Revenue and Expenditure 2023/24 FY & over MTEF.
- ii. Gauteng Adjustments Appropriation Bill, 2022/23 FY.
- iii. Programme Evaluation and Budget Analysis (PEBA) guidelines.
- iv. Responses of the Department on previous financial year's quarterly report questions of the Portfolio Committee.
- v. Researchers' analysis of the Department's 2022-23/24 Financial Year Budget, first to third quarter performance report analysis, and Departmental responses to Committee questions
- vi. Presentation of the Department to the Finance Portfolio Committee on the 08th of November.

3. OVERSIGHT ON TECHNICAL PERFORMANCE: MICRO ANALYSIS

3.1. Programme 1: Administration

Programme 1: Administration

A further below the quarterly target of 7 432 EPWP jobs is reported to have been created in the quarter under review, with only 5 543 jobs filled. However, this is a slight increase from the 4 993 actual outputs reported. Just as was the reason in the previous quarter, the Department continues to assert the issue of fewer beneficiaries accessing the work opportunities. Another reason cited by the Department relates to some NPOs not meeting the funding requirements.

Table 1: conditional grant as at 30 September 2023

The above attachment is taken from the presentation of the Department to the Finance



CONDITIONAL GRANT AS AT 30 SEPTEMBER 2023

| NAME OF GRANT | BUDGET R'000 | EXPENDITURE R'000 | AVAILABLE R'000 | % SPENT |
|--------------------------------|---------------|-------------------|-----------------|------------|
| EPWP INTEGRATED GRANT FOR PROV | 22 444 | 11 213 | 11 231 | 50% |
| TOTAL | 22 444 | 11 213 | 11 231 | 50% |

EPWP Incentive Grant - 50%

- The overall expenditure is on track at this period of the financial year.

7

Portfolio Committee on the 08th of November. As it is presented, the Department asserts to have spent 50% of the EPWP grant as at end of the third quarter, however, the number of posts created are below the set target.

Question

- ✚ The Department's presentation to the Finance Portfolio Committee shows that 50% of the EPWP grant expenditure was reported, whilst the actual output on

the same indicator shows that the Department has been on negative deviation. More clarity is requested.

It is difficult to accommodate the earlier reason pertaining to fewer beneficiaries accessing the work opportunities, considering the high levels of unemployment. In view of previous reports, the decline in the number of funded NPOs was a contributing factor to the EPWP work opportunity not achieving effectively. By the end of the Annual report of the previous financial year, the Department had reported that a total of 5 151 posts were filled, which seems to have declined to 5 118.

According to the Department, for the quarter under review there were a total number of 41 terminations during the period under review and a total number of 28 new appointments during the period under review. The report is not comprehensive enough to outline the nature of these appointments and whether these terminations are from contractual or permanent posts.

It seems the Department continued experiencing challenges in the awarding of contracts to HDI/SMME companies, since only 6 instead of 13 contracts were awarded. According to the Department:

- Three (03) catering tenders, i.e., Don Matera CYCC, Walter Sisulu and Desmond Tutu specifications were approved in June 2023 and advertised in August 2023.
- Two (02) security services tenders for Luckhoff CYCC, and Tshwane Region were advertised in September 2023.
- One (01) tender specification for Forensic Panel of Service Provider is under review by the probity auditors and one (01) for food parcels ART pack advertised in September 2023.

The report further shows an over performance by 20% on suppliers paid within 15 days, with 100% suppliers paid within 30 days. The Department mentions that the reason for deviation is due to compliance by end-users in confirming services within 48 hours.

3.2. Programme 2: Social Welfare Services

The two indicators reported under services for older persons relates to those that received services through residential facilities and community-based services, which are offered by NPOs. These are reported to have been slightly below the target, and not regarded as underperformance since they are said to be depended on need. The aspect of whether they are easily accessible or not may require further engagements with beneficiaries and or independent verification is not engaged. Also, the Department alluded that there were some NPOs that could not be funded because of not meeting funding requirements.

These indicators have been continuously reported on, even prior to reduction of indicators to be included in the APP and have often been slightly below the targets. Since the number of the NPOs that received funding are not reported on, it would be imperative for the Department to also give an indication on the number of Older Persons in need of these services in the province and the anticipated NPOs that should be funded to cater for the need. This will assist in determining the extent to which the non-compliance is impacting negatively on accessibility of these services.

Question

- How many Older Persons in Gauteng that are in need of Departmental services, especially the community-based care and also give an indication on the number of funded NPOs to cater for the need and those that were funded by the end of the quarter under review?

The indicators relating to services for persons with disability, are also limited to protective workshops, residential facilities, and assisted living facilities. The actual outputs reported shows a negative deviation from the target, which the Department attributes to fewer beneficiaries accessing these services. Whilst on the protective workshops negative deviation, the Department reports that governance challenges in some Protective Workshops resulted in non-funding and fewer beneficiaries accessing services. From the reason for deviation provided by the Department, it is evident that the capacity building, may still not be achieving its anticipated results since the shortcomings of governance by some NPOs continues to be identified.

The output indicators on daily meals and psychological support reports a negative deviation from the target, which the Department alludes to be affected by some NPOs

not meeting funding requirements. The Department had assured the Committee that since this sector was highly affected because of funding requirement issue, they had also ensured that beneficiaries are referred to other NPOs to ensure uninterrupted receiving of services. In the previous quarter the output relating to food parcels issued by Home Community Based Care NPOs also reported a negative deviation of almost five thousand (5000) parcels, which is according to the Department affected by some NPOs implementing the programme late in the quarter. The quarter under review continues with a negative deviation of 4 297, which is reported to be affected by the need to further consider 1st Quarter backlog distribution.

Question

- ✚ How many children are beneficiaries of daily meals and since there are challenges of most NPOs falling out of the Department's funding, how many children that were affected are still yet to be referred to another NPO?

The core sub-programmes show an expenditure above the 50% mark with HIV and AIDS exceeding the mark with 71% expenditure. At economic classification level, the NPO line item, is reported to have spent 64% of its original budget, with goods and services spending at least 48% of its budget. According to the Department, this overspending of 10% is due to the implementation of cost-of-living salary adjustment from April 2023, and second quarter tranche payments to non-profit organisations benefitting in this programme. **The Department would have to give further clarification on how the second quarter trench payments to NPOs may have caused an overspending, while this was a budgeted activity.**

Questions

- ✚ How did the second quarter trench payment to NPOs caused an overspending on Programme 2?
- ✚ In view of the non-financial outputs within this Programme, which are majority on a negative deviation from the target, especially those outputs delivered by NPOs and noting that the Department asserted that "SOME" NPOs could not be funded due to non-compliance, it is important that the Department give an indication on how the same 64% expenditure was achieved.

Although the Department cited that the overspending of 10% is partly due to second quarter tranche payments to non-profit organisations benefitting from this programme, this provision is not explicit and assisting.

3.3. Programme 3: Children and Families

The indicators on care and services to families are mostly provided by the NPO sector. According to the report, the indicators pertaining to family preservation, reunification and parenting programmes show a positive deviation from the target. On homeless programme, the Department reports to have admitted 2 603 beneficiaries into homeless shelters, however there is no indication on the number of the homeless shelters that provided the service.

The childcare sub-programme continues to report underachievement on the finalisation, placement and issuing of foster care orders. According to the Department, the delays are mostly within courts and within the Designated Child Protection Organisations (DCPOs). For instance, from the target of 1 629 only 920 children placed in foster care. Moreover, to these reasons, the Department's reason for having a total of 33 049 instead of 46 896 court orders that were issued, is mainly on their annual processes relating to cleaning of the SASSA Database (SOCPEN) against GDSD cases which is said to have led to a reduction of Foster Care Cases. This is relating to Children turning 18, death, Child no longer in need of care and protection, ID not corresponding with names, duplicate cases, etc. These reasons remained as they were highlighted in the previous quarter. The output indicator on the number of children to benefit from the community-based care services reports a significant negative deviation of 8 829, which is mostly affected by non-compliance of NPOs. The recent list from the Department on NPOs that could not be funded, showed a majority of these from the Drop-in-centres, which mostly focuses on orphaned and vulnerable children. **The reason for deviation outlined by the Department, also exposes a lack of intervention from their side to ensure that whilst there is a lack of sufficient services due to shortage of NPOs, children are catered for.**

On the placement of children in child and youth care centres, the quarter's actual output is slightly less than the target. According to the Department, this is mainly due

to non-compliance of CYCCs to the municipal by-laws, administrative governance and financial management continue to be a hindrance to service delivery.

In view of the financial statements submitted by the Department in consideration for the quarter under review, the original budget is not in consideration of the changes as presented by the Department to the Committee after the NPOs petition. Therefore, it is unclear if this means the budget adjustments, were still not implemented by the end of the quarter under review.

In view of the financial expenditure, the Department's projected spend for the quarter shows a 1% overspending, (projected spend was R491, 386, 000.00 but spent R498, 680, 000.00). According to the Department, the overspending of 1% is due to second quarter tranche payments to non-profit organisations benefitting in this programme and the implementation of cost-of-living salary adjustment from April 2023. **It is unfortunate that the Committee is no longer privy to the detailed information on NPO funding, the alleged "second quarter tranche payments to non-profit" is vague and does not provide more detailed information on how this could have caused an overspending.**

The economic classification line-item expenditure also shows that items such as households, machinery and equipment recorded a 137% and 542% expenditure from the original budget. Other line items such as Goods and Services recorded a 27% expenditure, while compensation of employees and NPOs reported a 53% and 55% expenditure.

The underspending on goods and services service, may suggests that not much was delivered on activities that are rendered through the same line item. Since the number of NPOs that were funded in the quarter under review are not stipulated, it would be difficult to draw conclusions on the extent to which the expenditure is also a reflection of the achieved outputs.

3.4. Programme 4: Restorative Services

One of the concerns raised in the previous quarter analysis was the inconsistencies around the funding of the NPOs received to render services related to victim empowerment. The trend in the Department's performance has always been that the number of funded sites would increase in the beginning of the financial year under

review and decline as the year progresses due to various reasons given by the Department. For instance, by the end of the previous year funded NPOs were sitting at 120, which significantly declines to 105 in the quarter under review and less than what was funded in the previous quarter. These are said to have benefited 28 503 victims of crime and violence accessing support services. The number of shelters funded seems to have increased since according to the Department 21 shelters for women managed by NPOs were funded and accommodated 526 victims of crime and violence.

The Department's performance as outlined in the report under review suggests that the quarterly indicators relating to Ke Moja and other awareness related programmes shows a positive deviation from the target. According to the Department, this is due to the use of technological platforms, amongst others, which attracted an increased number of participants.

In view of the number of service users who accessed substance use disorder (SUD) treatment services, reported at 21 025 and the number of the participants on aftercare programme, which shows a significant negative deviation from the target, it is evident that there was no synergy between these two indicators since the latter also plays a significant role. The actual output on the SUD continues to report a negative deviation from the target, which the Department still maintains to be caused by limited availability of bed capacity, which is receiving departmental consideration. The Department further outlines that there is continuous engagement with Department of Infrastructure Development and funded NPOs to increase the current treatment capacity. **It seems this process is rather moving backwards because in the previous financial year around the third quarter the Department, significantly increased the allocation for this sub-programme outlining an increase on bed capacity. It was in the same area which contributed to the significant underspending in the same sub-programme. The information in the report under review, shows that the Department has not made any significant changes to ensure that the issue of bed capacity is finalised. Also, this questions the Department's assertion that this move to increase budget on this programme was not based on a well-researched and costed model.**

Questions

- The Committee is concerned that since the previous financial year third quarter the Department has not made any improvements on the plans to increase bed capacity. Moreover, that those that need these services may be compromised and delay their need for rehabilitation. The Department assured the same Portfolio Committee that the move to increase this sub-programme allocation was well-researched and a costed model. Since the last third quarter the Department continues to report a negative deviation and the issue of limited bed capacity is cited to be the reason. The Committee finds this unacceptable.
- Another noted concern relates to the continuing decline on the aftercare programme beneficiaries, especially in the wake of increasing substance abuse related cases.
- The Department is requested to provide a detailed list of funded NPOs rendering in-patient treatment centres and their bed capacity and the funded beds in each centre. Additionally, the Department to provide a list of state-owned in-patient treatment centres and their bed capacity. (The list should show addresses, and contact information)
- The Department is requested to clearly outline in detail what the “planning phase” is in relation to the Ratanda, Soshanguve, and Tembisa Infrastructure projects, also providing feedback in relation to the land acquisition, and whether the land on all the projects has been registered to the Department or not.

From the projected budget for the quarter under review amounting to R239, 976, 000.00, the Department managed to spend an amount of R178, 345, 000.00, which is an expenditure of 74% and only an amount of R341, 421, 000.00 of the original budget was spent, representing a 36% expenditure. Not only has Programme 4 underspent from its original budget but the allocation for the quarter was underspent by 26%. Although the Department has cited their reason for underspending, part of the information is not very assistive as it is not sufficiently specific on the reasons for this significant underspending. The Department alludes this to low spending on sub-programme; Substance Abuse Prevention & Rehabilitation due to Non-Profit Organisations that were earmarked for signing of agreements but could not sign due to bank account or name change. Furthermore, new construction for rehab center and

refurbishment is schedule to accelerate from third quarter of the financial year once all the invoices and claims are received from the implementing agents for the work completed.

It is unclear which new construction the Department is referring to since the table on Departmental/ Capital Projects does not seem to include any new construction within this Programme. Additionally, this reason as provided for by the Department relates the completion of Bantubonke ECD and Bekkersdal integrated facility, which is also scheduled to accelerate from third quarter. Spending in this category will improve once all invoices and claims are received from the implementing agents for the work completed.

Based on the brief description of the project on page 48 of the report under review, the latter is mainly for Construction of Early Childhood, Community Facility for Older Persons, and Regional Offices. It is uncertain how these could be funded under Programme 4. Although the Department has reported a significant underspending on this Programme, the line item on building and other fixed structures has improved significantly from 2% in the previous quarter to 45% expenditure in the quarter under review.

Questions

- The Department is requested to provide more clarity on the reported underspending, which is said to have been partly affected by new construction and rehabilitation. In consideration of pages 48 and 49 of the report under review, all the projects that speaks to Programme 4 are under planning stage.
- The other reason provided for speaks to some NPOs not signing their SLAs due to changes in names or bank accounts. The Department is requested to outline the number of these NPOs and indicate the extent to which these delays had on service delivery.
- Moreover, to the delays in the signing of agreements, the Department is requested to outline more details on the 27% expenditure to NPO line item.
- The Portfolio Committee is concerned on the below target expenditure on Victim Empowerment, noting the importance of this sub-programme in the Province.

3.5. Programme 5: Development and Research

The capacitation of NPOs is said to have reached 407 NPOs. According to the Department, the non-ending delays in SCM processes are said to have resulted in 958 457, which is significantly more than the 416 448 reported in the previous quarter, not benefiting from the poverty reduction initiatives. According to the Department, based on Probity audit outcomes, the tender was cancelled due to technicalities on sub-contracting. It seems this was mostly for dignity packs since the same reason for deviation is outlined as the contributing factor to a negative deviation of 865 946 packs not distributed. This proves the significant role the dignity packs programme is major contributor to poverty reduction within the Department and failure to implement the project will surely result in the Department being unable to deliver on its mandate and commitment to reduce poverty.

The food relief programme is reportedly on a negative deviation from target, also due to delays in SCM processes which are at the advance stage of procurement, with 84 516, representing 2 892 households not benefiting on the programme.

No actual outputs reported on the school uniform, since the Department reports that this target is for the 4th quarter. However, the Department reports that the tender has been finalised and service providers were appointed. Whilst this is commendable, considering the persisting delays, **it would be imperative for updates to be provided.**

The other indicators relating to welfare to work, service users participating in the Tshepo 1 million, seems to have a slight positive deviation from the target. Only 238 cooperatives are reported to have been trained, while 110 were linked to economic opportunities.

All outputs indicators under youth mobilisation report a positive deviation while only 163, a slight improvement from the 159 of the previous quarter, youth structures were funded. The women development related indicators are reported to have exceeded their quarterly targets. Whether these have translated to tangible outcomes and impact remain a question.

Question

- How many NPOs were funded by the end of the quarter under review? (Information should be detailed in terms of addresses, and contact details for oversight purposes).
- How many women who were on social grant and have exited the system due to intervention of the welfare to work programme?

Programme 5 received the largest budget change of 48% compared to the previous financial year, with NPO allocation being the bulk recipient of allocation for this Programme (additional amount of 146%). The annual targets on output indicators relating to beneficiaries of poverty alleviation initiatives, food relief, income generating programmes/ economic opportunities, and skills development were significantly increased in accordance with the increased budget. Although output indicators on women development, recovering service users participating in the Tshepo 1 million programme and school uniform remained unchanged, even though they seemed to be playing a significant role in dealing with relapse and empowering school children.

Further, Programme 5 reports a significant underspending, with only 29% of the original budget spent. From the quarterly budgeted allocation of R303, 587, 000.00 an amount of R168, 517, 000.00 was spent, representing a 56% expenditure. The main cost drivers within this Programme have significantly underspent, also outlining the extent to which poverty reduction was compromised. This may also suggest that the Department did not have contingency plans to ensure that services are provided whilst working on finalising SCM processes. **The skills development indicator output is said to have been affected by internal processes on reprioritisation, the same reason was reported in the previous quarter, which suggests that there were no developments since then.**

According to the Department, the expenditure in this programme was affected by low spending on the allocated budget for dignity packs and food parcels. Specification for dignity packs was approved by Bid Adjudication Committee and the tender will be advertised in October 2023. In relation to Bid adjudication process for food parcels tender has been finalised and awaiting award. It is estimated that expenditure will be incurred from the third quarter. The programme is further affected by low spending on

sub-programme; Poverty Alleviation & Sustainable Livelihoods due to uncommitted funds that will be reprioritised in the adjustment budget period.

The information presented to the Finance Committee was that the Dignity pack tender will be advertised in November 2023, which is different from the report under review.

Questions

- Which areas experienced low spending on poverty alleviation and sustainable livelihoods?
- The NPO line item also underspend its allocation, what were the contributing factors?

4. OVERSIGHT ON BUDGET EXPENDITURE – MACRO ANALYSIS

The application of information level test tool reveals that there is no information on the output indicators relating to NPOs funded for the year under review. This limits the analysis in evaluating the expenditure on NPOs' allocation in conjunction with the non-financial outputs. This information would have assisted the analysis noting that the bulk of the underspending reported in the quarter under review revolves around NPO funding, mostly on Programmes 4 and 5 respectively. These Programmes were given the largest budget increase on transfers and subsidies to NPOs and are the only Programmes that reported a significantly below the target of 50% expenditure. It is observed throughout the report that the transfers to NPO allocations and goods and services were affected in the process.

The report under review, also exposed the Department's sole reliance on NPOs on the provision of services, since some of the reasons for negative deviation from target are linked to lesser number of funded NPOs.

Another noted observation is the lack of evident performance reports that suggest that some beneficiaries may have been linked to other funded NPOs to ensure sustenance and accessibility to services. The concern is mostly on the receiving of daily meals, which is mostly rendered through Drop-in- centres, whose actual outputs seems to be on the high negative deviation.

Also, in the light of the recent development on reprioritisation of funds, the Department's mentioning throughout the report on some NPOs being excluded from funding due to non-compliance, it was difficult for the analysis to outline how the Department may have achieved some of its targets, especially the NPOs related ones which also showed positive deviation and with a reduced budget.

In view of the report under review and in comparison, to the first quarter, the reasons for deviation have not changed in some areas, especially on the issues relating to:

- Uncommitted funds due to non-compliance by NPOs,
- NPOs that were earmarked for the signing of agreements but could not sign due to bank account or name change or programme certificate or adverse monitoring outcome issues.

Based on the information presented to the Finance Portfolio Committee, which is not included in the quarterly report of the Department, the underspending on goods and services was affected by the delays in finalisation of school uniform, food parcels and dignity packs tenders. While the Machinery & Equipment expenditure of 89% is due to accruals for late delivery of assets from the previous financial year and procurement of assets for newly appointed and replacement of assets for officials at Head office, regions, and institutions.

Overall noted areas of concerns and or gaps are as follows:

- Continuation of reported underperformance on output indicators such as, amongst others, EPWP work opportunities, daily meals, community-based services.
- Concerns remains on SCM processes which continued to affect the dignity packs and food relief programmes. In the fourth quarter of the previous financial year, the Department assured the Committee that a service provider would be appointed by the first quarter of the year under review.
- The foster care placements continue to be highlighted as one of the output indicators reflecting a negative deviation, with reasons pointing to court dates, police clearance, and taking over of cases from dysfunctional Child Protection Organizations. **(Further clarity should be provided by the Department).**

- Concerns over the delays on the construction of the Bantubonke Early Childhood Centre and the Bekkersdal Social Integrated Facility. The Department to provide more comprehensive information, moreover to what is stated in the report.
- Although the Department has cited its reasons for not funding some of the NPOs, which is commendable especially if they are found to be in contravention of various requirements, there seems to be no indication that the Department has intervened to ensure that services continued to be rendered, since the reasons pertaining to lesser number of NPOs funded were mentioned in the report.

5. Conclusion

It seems procurement processes remained a stumbling block to the Department's ability to fulfil its commitment of reducing hunger through the resources appropriated to them. There are possibilities as was already highlighted in the previous research analysis of the Department not being able to finalise the tender process within the financial year under review, especially the dignity packs and food relief. Also, although the school uniform tender is said to have been finalised, there's likelihood of failure to meet the annual target. Since the Department has shown signs of depending on the NPOs, there is a need for the reports to consider the inclusion of number of NPOs funded and sectors that are still experiencing challenges and shortfall in terms of sufficient service delivery across all communities. Thus, purporting the Portfolio Committee to have standing resolutions on these issues amongst others to ensure that the mandate of the Department is not compromised.

6. Proposed Questions

7. References

Estimates of Provincial Revenue and Expenditure 2023/24 FY & over MTEF.

Gauteng Adjustments Appropriation Bill, 2022/23 FY.

Programme Evaluation and Budget Analysis (PEBA) guidelines.

Responses of the Department on previous financial year's quarterly report questions of the Portfolio Committee.

Researchers' analysis of the Department's 2022-23/24 Financial Year Budget, first to third quarter report analysis, and Departmental responses to Committee questions

Presentation of the Department to the Finance Portfolio Committee on the 08th of November.